

Fastman Permissions Manager

Maintain Compliant Access to Your Data



Are you successfully managing permissions?

How can I get an overview of the permissions in my folder structure?

My permissions have become a mess. How can we fix this?

Why do I need **'Edit Permissions'** to be able to **see** permissions?

Is it possible to copy permissions to a selectable set of items?

Fastman Consulting and Solutions

Permissions Manager

Content Manager™

Can I edit the permissions for a set of users in a single page?

Can I replace an old user with a new user in the permission lists?

How can I see which permissions a specific user has in my folder structure?

How can I see the members of a group and the sub members!

 **FastMan**
Consulting and Solutions

Permissions Manager features

Permissions Viewing

- Central 'Permissions Manager' dashboard
- Detailed permissions information throughout your folder hierarchy
- View effective permissions of a specific user
- View group hierarchy details
- View effective permissions and detailed group membership

Permissions Management

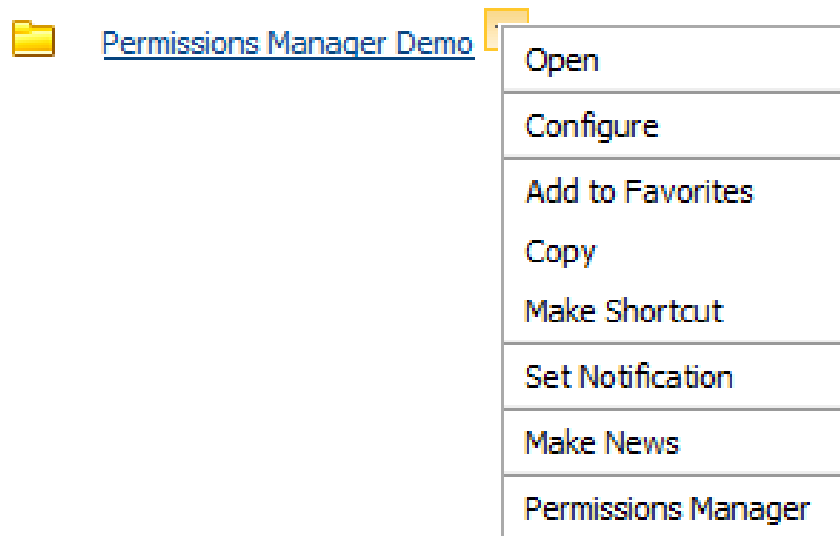
- Edit all permissions on a single page
- Copy permissions
- Replace users

Permissions Manager module

- **Optional Open Text module for Content Server 9.7.x & 10**
- **Fully supported by Fastman**
- **Configurable features and privileges**
- **Context-sensitive online help**
- **Support for Brava custom permissions**

Permissions overview

- **New function menu item 'Permissions Manager'**



Permissions overview

Multi Copy Permissions & Apply to Sub Items

Limit Levels

Filter on Specific User/Group Permissions

Multi Copy Permissions

Expandable Treeview

Permission Search

Replace User Function

Copy, Cascade & Edit Permissions

Select which Groups to Copy

Detailed Permissions Overview

The screenshot shows the 'Permissions Overview' tool interface. At the top, there are tabs for 'Copy Permissions' and 'Copy and Cascade', along with a 'Number of levels' dropdown set to 'All'. A 'Permissions Filter' field is also visible. The main area is a table with columns for 'Name', 'User/Group', and various permission categories. The table is organized into an expandable treeview with folders like 'Test Folder 1', 'Test Folder 2', and 'Test Folder 3'. Each folder contains entries for 'Admin', 'DefaultGroup (6)', and 'Public Access'. The 'User/Group' column shows checkboxes and icons for each group. The permission columns include 'Control', 'Attributes', 'Modify', 'Add Items', 'Delete Versions', 'Delete', and 'Permissions'. The right side of the table has links for 'Copy Permissions', 'Copy and Cascade', and 'Edit Permissions'. Callouts from various speech bubbles point to these features.

Name	User/Group	Control	Attributes	Modify	Add Items	Delete Versions	Delete	Permissions	Actions
	<input checked="" type="checkbox"/> Admin	✓	✓	✓	✓	✓	✓	✓	
	<input checked="" type="checkbox"/> DefaultGroup (6)	✓	✓	✓	✓				
	<input checked="" type="checkbox"/> Public Access	✓	✓	✓					
Test Folder 1	<input type="checkbox"/> Admin	✓	✓	✓	✓	✓	✓	✓	Copy Permissions Copy and Cascade Edit Permissions
	<input type="checkbox"/> DefaultGroup (6)	✓	✓	✓	✓				
	<input type="checkbox"/> Public Access	✓	✓	✓					
Test Folder 2	<input type="checkbox"/> Admin	✓	✓	✓	✓	✓	✓	✓	Copy Permissions Copy and Cascade Edit Permissions
	<input type="checkbox"/> DefaultGroup (6)	✓	✓	✓	✓				
	<input type="checkbox"/> Public Access	✓	✓	✓					
Test Folder 3	<input type="checkbox"/> Admin	✓	✓	✓	✓	✓	✓	✓	Copy Permissions Copy and Cascade Edit Permissions
	<input type="checkbox"/> DefaultGroup (6)	✓	✓	✓	✓				
	<input type="checkbox"/> Public Access	✓	✓	✓					
55	<input type="checkbox"/> Admin	✓	✓	✓	✓	✓	✓	✓	Copy Permissions Copy and Cascade Edit Permissions
	<input type="checkbox"/> DefaultGroup (6)	✓	✓	✓	✓				
	<input type="checkbox"/> Public Access	✓	✓	✓					
New Rich Text Document.rtf	<input type="checkbox"/> Admin	✓	✓	✓	✓	✓	✓	✓	Copy Permissions Copy and Cascade Edit Permissions
	<input type="checkbox"/> DefaultGroup (6)	✓	✓	✓	✓				
	<input type="checkbox"/> Public Access	✓	✓	✓					

Display Group Members

- **View Group Members within the Permissions Screen**

The screenshot displays a permissions interface. On the left, a list of groups is shown: 'Admin', 'DefaultGroup (6)', and 'Public Access'. The 'DefaultGroup (6)' entry is circled in red, and a red arrow points from this circle to the right-hand pane. The right-hand pane, titled 'Group Name: DefaultGroup', lists the members of this group: 'Admin', 'dsackville', 'jbloggs', 'otadmin@otds.admin', 'permmgr', 'plapew', 'psmith', 'Webmasters Asia (1)' (containing 'jbloggs'), and 'Webmasters Europe (2)'.

Display Group Members

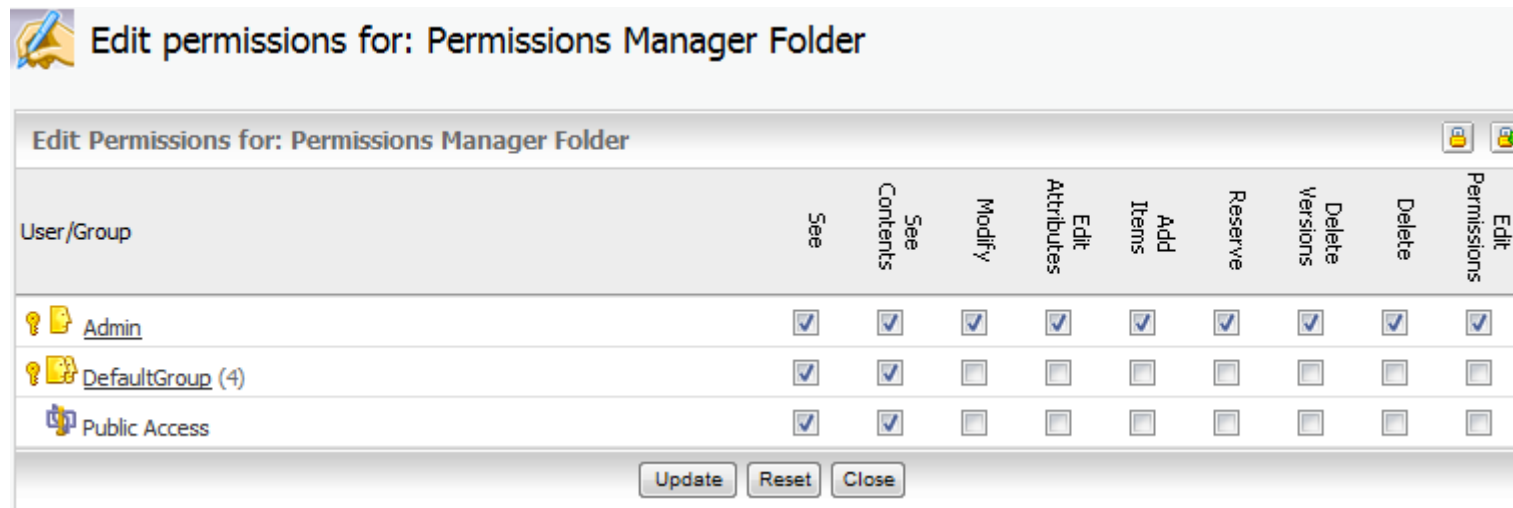
- **View Group Members within the Permissions Screen**

The screenshot shows the 'Group Members for: Webmasters Global' window in Active Directory. The 'General' tab is selected, showing the group name 'Webmasters Global' and its parent group 'DefaultGroup'. The 'Current Group Members' section lists several sub-groups and users: 'Webmasters Asia (1)', 'Webmasters Europe (2)' (containing 'dsackville' and 'Webmasters France'), 'plapew', and 'Webmasters North America (2)'. In the left-hand navigation pane, the 'DefaultGroup (6)' link is circled in red, with a red line pointing to the 'Current Group Members' section of the main window.

Group Members for: Webmasters Global	
General	
Group Name:	Webmasters Global
Current Group Members:	<ul style="list-style-type: none">+ Webmasters Asia (1)- Webmasters Europe (2)<ul style="list-style-type: none">dsackville- Webmasters France<ul style="list-style-type: none">plapew+ Webmasters North America (2)
Parent Groups:	DefaultGroup

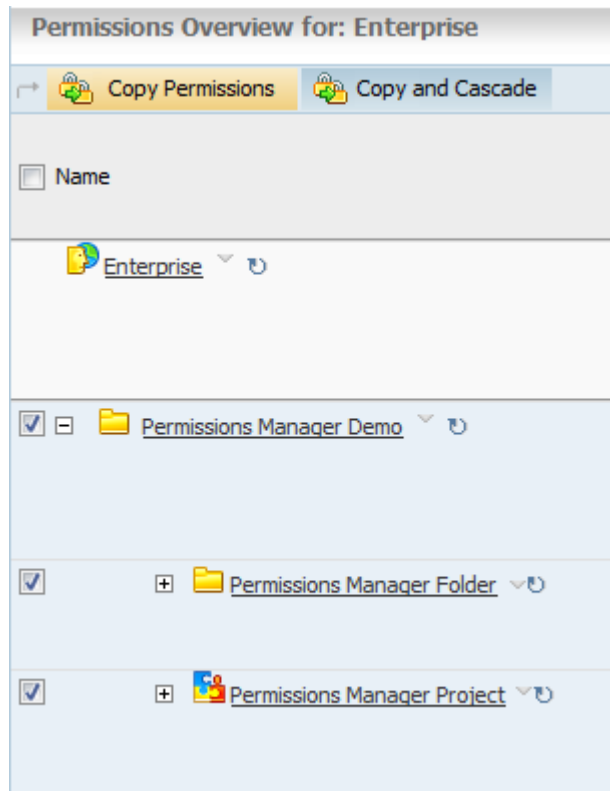
Edit Permissions

- Easily Edit Permissions



Copy/Replace Permissions (Selected objects)

- **Copy Permissions from the Top Level to selected lower level items**



Copy/Replace Permissions (Selected objects)

- **Copy Permissions from the Top Level to selected lower level items**

Permissions Overview for: Enterprise

Copy Permissions

Items to copy permissions to

Name

Enterprise

Permissions Manager

Permissions Manager Folder

Permissions Manager Project

Copy Permissions From:	Enterprise
Items:	Type Name
	Permissions Manager Demo
	Permissions Manager Folder
	Permissions Manager Project (cannot copy permissions to this item; item will be ignored)

Copy Permissions Cancel

Copy/Replace Permissions (Selected objects)

- **Copy Permissions from the Top Level to selected lower level items**

Permissions Overview for: Enterprise

Copy Permissions

Items to copy permissions to

Name

Progress Copy Permissions

Type	Name	Status
Folder	Permissions Manager Demo	Completed
Folder	Permissions Manager Folder	Completed
Project	Permissions Manager Project	Error - Cannot copy permissions between volumes.



OK

Permissions Manager Folder


Permissions Manager Project


Copy/Replace & Cascade (Selected objects & Sub-Items)


Permissions Overview for: Human Resources


 Copy Permissions  Copy and Cascade


Name

 Human Resources ▾ ↻








 Administration ▾ ↻

 Policies & Procedures ▾ ↻

 Subject Files ▾ ↻

 HR Policy ▾




Copy/Replace & Cascade (Selected objects & Sub-Items)

Type	Name	Status
	Administration	Completed
	HR Policy	Completed
	Policies & Procedures	Completed
	Dismissal Procedure	Completed
	Leave Roster	Completed
	Maternity Leave Policy	Completed
	Meeting Minutes - Nov 11	Completed

OK



Please wait while your request is being processed...
Total Items Found : 7
TotalItems Prepared for Copying : 0
Percentage Complete : 0 %

-  Policies & Procedures
-  Subject Files
-  HR Policy

Copy/Replace & Cascade (Selected objects & Sub-Items)

Type	Name	Status
Folder	Administration	Completed
Document	HR Policy	Completed
Folder	Policies & Procedures	Completed
Document	Dismissal Procedure	Completed
Document	Leave Roster	Completed
Document	Maternity Leave Policy	Completed
Document	Meeting Minutes - Nov 11	Completed

OK

Please wait while your request is being processed...
Total Items Found : 7
Total Items Prepared for Copying : 0
Percentage Complete : 0 %

Progress Update displayed to user prior to action being implemented

Progress Copy Permissions

Permissions From: Human Resources

Folder	Item	✓	✓	✓	✓	✓	✓	✓	✓	✓	✓	✓
Human Resources	Admin	✓	✓	✓	✓	✓	✓	✓	✓	✓	✓	✓
	Human Resources (3)	✓	✓	✓	✓	✓	✓	✓	✓	✓	✓	✓
	Public Access	✓	✓									
	Human Resources - North America (2)	✓	✓	✓	✓	✓	✓	✓	✓	✓	✓	✓
Administration	Admin	✓	✓	✓	✓	✓	✓	✓	✓	✓	✓	✓
	Human Resources (3)	✓	✓	✓	✓	✓	✓	✓	✓	✓	✓	✓
	Public Access	✓	✓									
	Human Resources - North America (2)	✓	✓	✓	✓	✓	✓	✓	✓	✓	✓	✓
Policies & Procedures	Admin	✓	✓	✓	✓	✓	✓	✓	✓	✓	✓	✓
	Human Resources (3)	✓	✓	✓	✓	✓	✓	✓	✓	✓	✓	✓
	Public Access	✓	✓									
	Human Resources - North America (2)	✓	✓	✓	✓	✓	✓	✓	✓	✓	✓	✓

User taken back to the Permissions Overview page

Limit Levels

Permissions Overview for: PM Testing

Copy Permissions Copy and Cascade Number of levels: All Permissions Filter: Show effective permissions Apply

Name	Owner/Group	See	Contents	See	Modify	Attributes	Edit	Add	Items	Reserve	Versions	Delete	Delete	Permissions	Edit	Actions
PM Testing	Admin	✓	✓	✓	✓	✓	✓	✓	✓	✓	✓	✓	✓	✓	✓	Edit Permissions
	DefaultGroup (6)	✓	✓	✓	✓	✓	✓	✓	✓	✓	✓	✓	✓	✓	✓	
Test Folder 1	Admin	✓	✓	✓	✓	✓	✓	✓	✓	✓	✓	✓	✓	✓	✓	Copy Permissions Copy and Cascade Edit Permissions
	DefaultGroup (6)	✓	✓	✓	✓	✓	✓	✓	✓	✓	✓	✓	✓	✓	✓	
Test Folder 2	Admin	✓	✓	✓	✓	✓	✓	✓	✓	✓	✓	✓	✓	✓	✓	Copy Permissions Copy and Cascade Edit Permissions
	DefaultGroup (6)	✓	✓	✓	✓	✓	✓	✓	✓	✓	✓	✓	✓	✓	✓	
Test Folder 3	Admin	✓	✓	✓	✓	✓	✓	✓	✓	✓	✓	✓	✓	✓	✓	Copy Permissions Copy and Cascade Edit Permissions
	DefaultGroup (6)	✓	✓	✓	✓	✓	✓	✓	✓	✓	✓	✓	✓	✓	✓	
55	Admin	✓	✓	✓	✓	✓	✓	✓	✓	✓	✓	✓	✓	✓	✓	Copy Permissions Copy and Cascade Edit Permissions
	DefaultGroup (6)	✓	✓	✓	✓	✓	✓	✓	✓	✓	✓	✓	✓	✓	✓	
New Rich Text Document.rtf	Admin	✓	✓	✓	✓	✓	✓	✓	✓	✓	✓	✓	✓	✓	✓	Copy Permissions Copy and Cascade Edit Permissions
	DefaultGroup (6)	✓	✓	✓	✓	✓	✓	✓	✓	✓	✓	✓	✓	✓	✓	
	Public Access															

Ability to select how many levels the proposed changes will effect when using a Copy/Replace or Copy/Replace and Cascade

Group Selection

Permissions Overview for: PM Testing

Copy Permissions Copy and Cascade Number of levels: All Permissions Filter: Show effective permissions Apply

Name	User/Group	See	Contents	See	Modify	Attributes	Edit	Items	Add	Reserve	Versions	Delete	Delete	Edit	Permissions	Actions
PM Testing	<input checked="" type="checkbox"/> Admin	✓	✓	✓	✓	✓	✓	✓	✓	✓	✓	✓	✓	✓	✓	Edit Permissions
	<input type="checkbox"/> DefaultGroup (6)	✓	✓	✓	✓											
	<input checked="" type="checkbox"/> Public Access	✓	✓	✓	✓	✓	✓	✓	✓	✓	✓	✓	✓	✓	✓	
Test Folder 1	Admin								✓	✓	✓	✓	✓	✓	✓	Copy Permissions Copy and Cascade Edit Permissions
	DefaultGroup (6)											✓	✓	✓	✓	
	Public Access															
Test Folder 2	Admin											✓	✓	✓	✓	Copy Permissions Copy and Cascade Edit Permissions
	DefaultGroup (6)											✓	✓	✓	✓	
	Public Access															
Test Folder 3	Admin											✓	✓	✓	✓	Copy Permissions Copy and Cascade Edit Permissions
	DefaultGroup (6)											✓	✓	✓	✓	
	Public Access															
55	Admin											✓	✓	✓	✓	Copy Permissions Copy and Cascade Edit Permissions
	DefaultGroup (6)															
	Public Access															
New Rich Text Document.rtf	Admin	✓	✓	✓	✓					✓	✓	✓	✓	✓	✓	Copy Permissions Copy and Cascade Edit Permissions
	DefaultGroup (6)															
	Public Access															

Select which groups from the Admin, Owner Group, Public Access and ACL-List will be copied in a Copy/Replace or Copy/Replace and Cascade Permissions

User/group filter

- **Permissions filter to show only permissions for the specified user/group**

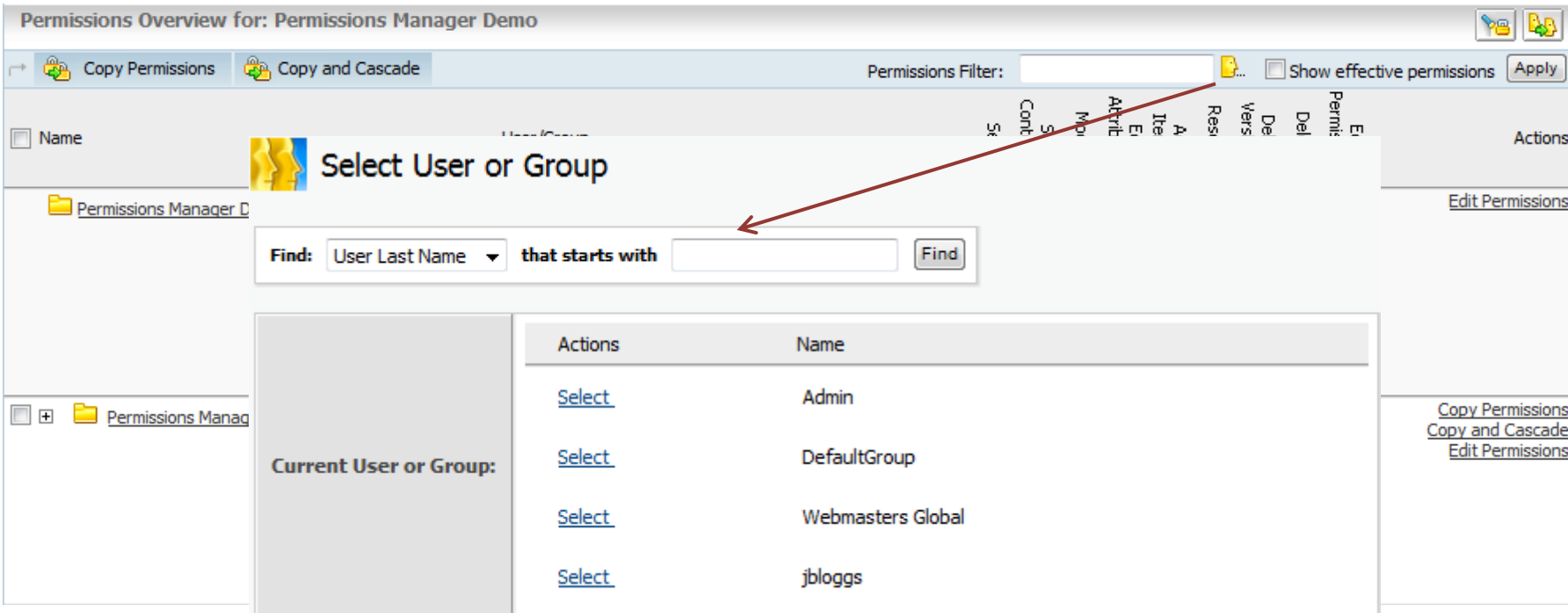
Permissions Overview for: Permissions Manager Demo

Copy Permissions Copy and Cascade Permissions Filter: Show effective permissions Apply

Name	User/Group	See	Content See	Modify	Attributes Edit	Items Add	Reserve	Versions Delete	Delete	Edit Permissions	Actions
Permissions Manager Demo	Admin	✓	✓	✓	✓	✓	✓	✓	✓	✓	Edit Permissions
	DefaultGroup (12)	✓	✓								
	Public Access	✓	✓								
	Webmasters Global (3)	✓	✓	✓	✓	✓	✓	✓			
	ibloggs	✓	✓								
Permissions Manager Folder	Admin	✓	✓	✓	✓	✓	✓	✓	✓	✓	Copy Permissions Copy and Cascade Edit Permissions
	DefaultGroup (12)	✓	✓								
	Public Access	✓	✓								
	Webmasters Global (3)	✓	✓	✓	✓	✓	✓	✓			
	ibloggs	✓	✓								

User/group filter

- **Permissions filter to show only permissions for the specified user/group**



The screenshot shows the 'Permissions Overview for: Permissions Manager Demo' window. A 'Permissions Filter' dialog is open, titled 'Select User or Group'. The dialog has a 'Find:' section with a dropdown menu set to 'User Last Name', the text 'that starts with', an empty input field, and a 'Find' button. A red arrow points from the 'Permissions Filter' label in the main window to the 'Find:' section of the dialog. Below the dialog, a table lists users and groups with 'Select' links. The table has two columns: 'Actions' and 'Name'.

Actions	Name
Select	Admin
Select	DefaultGroup
Select	Webmasters Global
Select	jbloggs

User/group filter

- **Permissions filter to show only permissions for the specified user/group**

Permissions Overview for: Permissions Manager Demo

Permissions Filter: Show effective permissions

Name	User/Group	See	Contents	See	Modify	Attributes	Edit	Items	Add	Reserve	Versions	Delete	Delete	Permissions	Edit	Actions
Permissions Manager Demo	Admin	✓	✓	✓	✓	✓	✓	✓	✓	✓	✓	✓	✓	✓	✓	Edit Permissions
	DefaultGroup (12)	✓	✓													
	Public Access	✓	✓													
	Webmasters Global (3)	✓	✓	✓	✓	✓	✓	✓	✓	✓	✓	✓	✓	✓	✓	
	jblogs	✓	✓													
Permissions Manager Folder	Admin	✓	✓	✓	✓	✓	✓	✓	✓	✓	✓	✓	✓	✓	✓	Copy Permissions Copy and Cascade Edit Permissions
	DefaultGroup (12)	✓	✓													
	Public Access	✓	✓													
	Webmasters Global (3)	✓	✓	✓	✓	✓	✓	✓	✓	✓	✓	✓	✓	✓	✓	
	jblogs	✓	✓													

User/group filter

- **Permissions filter to show only permissions for the specified user/group**

Permissions Overview for: Permissions Manager Demo

Permissions Filter: Show effective permissions

Name	User/Group	See	Contents	See	Modify	Attributes	Edit	Add Items	Reserve	Delete Versions	Delete	Edit Permissions	Actions
Permissions Manager Demo	Admin	✓	✓	✓	✓	✓	✓	✓	✓	✓	✓	✓	Edit Permissions
	DefaultGroup (12)	✓	✓										
	Public Access	✓	✓										
	Webmasters Global (3)	✓	✓	✓	✓	✓	✓	✓	✓	✓			
	jbloggs	✓	✓										
Permissions Manager Folder	jbloggs	✓	✓										Copy Permissions Copy and Cascade Edit Permissions
	jbloggs (effective)	✓	✓	✓	✓	✓	✓	✓	✓	✓			
Permissions Manager Project	jbloggs (effective)												
Task List for Permissions Manager	jbloggs (effective)	✓	✓										Edit Permissions

Effective Permissions

- View exactly how the effective permissions accumulate, based on group membership

The screenshot displays a window titled "Effective Permissions for: AIIIM - Preparing for an ECM Project January 2011.pdf". It is divided into two main sections: "Groups contributing to the effective permissions of Suplin, Ingrid (isuplin)" and "Users or Groups not contributing to the effective permissions of Suplin, Ingrid (isuplin)".

Top Section: Groups contributing to the effective permissions of Suplin, Ingrid (isuplin)

This section includes a user selection dropdown set to "Suplin, Ingrid (isuplin)" and an "Apply" button. Below is a table of contributing groups and their permissions:

User/Group	See	Contents	See	Modify	Attributes	Edit	Reserve	Delete Versions	Delete	Permissions	Edit
DefaultGroup (7)	Less Detail	More detail	✓	✓							
Public Access	Less Detail	More detail	✓	✓							
DEMO-G-ICT (4)	Less Detail	More detail	✓	✓	✓	✓					
Webmasters Europe (3)	Less Detail	More detail	✓	✓	✓			✓	✓		
Suplin, Ingrid (isuplin)			✓	✓							
Suplin, Ingrid (isuplin) (effective)			✓	✓	✓	✓		✓	✓		

Bottom Section: Users or Groups not contributing to the effective permissions of Suplin, Ingrid (isuplin)

This section lists groups that do not contribute to the effective permissions:

User/Group	See	Contents	See	Modify	Attributes	Edit	Reserve	Delete Versions	Delete	Permissions	Edit
Admin			✓	✓	✓	✓	✓	✓	✓	✓	✓
Document Control (0)			✓	✓	✓	✓	✓	✓	✓	✓	

Callouts:

- "Show the effective permissions view for a different user" points to the user selection dropdown.
- "Show a crumb-trail path of the group membership hierarchy" points to the "Less Detail" and "More detail" links in the table.
- "View how the permissions accumulate" points to the "Suplin, Ingrid (isuplin) (effective)" row in the table.

A "Close" button is located at the bottom center of the window.

Effective Permissions

- View exactly how the effective permissions accumulate, based on group membership

Effective Permissions for: AIIM - Preparing for an ECM Project January 2011.pdf

Groups contributing to the effective permissions of Suplin, Ingrid (isuplin) Switch user: "Suplin, Ingrid (isuplin)" Apply

User/Group	See	Contents	See	Modify	Attributes	Edit	Reserve	Delete Versions	Delete	Permissions	Edit
DefaultGroup (7)	Less Detail	More detail	✓	✓							
Public Access			✓	✓							
DEMO-G-ICT (4)	Less Detail	More detail	✓	✓	✓	✓					
Webmasters Europe (3) Webmasters Europe > DEMO-G-ICT > Suplin, Ingrid (isuplin) Webmasters Europe > Webmasters Germany > Suplin, Ingrid (isuplin)	Less detail	More Detail	✓	✓	✓			✓	✓		
Suplin, Ingrid (isuplin)			✓	✓							
Suplin, Ingrid (isuplin) (effective)			✓	✓	✓	✓		✓	✓		

Users or Groups not contributing to the effective permissions of Suplin, Ingrid (isuplin)

User/Group	See	Contents	See	Modify	Attributes	Edit	Reserve	Delete Versions	Delete	Permissions	Edit
Admin	✓	✓	✓	✓	✓	✓	✓	✓	✓	✓	✓
Document Control (0)	✓	✓	✓	✓	✓	✓	✓	✓	✓		

View how the permissions accumulate

Close

Replace User

- **Replace a user with a new user in the permission lists of an item and all items**

The screenshot shows the 'Replace User for: Enterprise' dialog box. It has several sections:

- Current User:** A text box containing 'imandrake' with a selection icon.
- New User:** A text box containing 'isuplin' with a selection icon.
- Permission Actions:** Two checked checkboxes: 'Replace occurrences as owner/ownergroup' and 'Replace occurrences in ACL list'.
- Permissions:** A list of permissions with radio and checkbox options:
 - Leave unchanged
 - Reset to:
 - See
 - See Contents
 - Modify
 - Edit Attributes
 - Add Items
 - Reserve
 - Delete Versions
 - Delete
 - Edit Permissions
- Apply To:** A dropdown menu set to 'This Item & Sub-Items'.
- Replace User** button at the bottom.

Callouts from the image:

- Top callout: 'Select the two users. You can even select a deleted user as current user' (points to Current and New User fields).
- Middle callout: 'Replace owners and/or ACL entries' (points to the checked 'Replace occurrences' checkboxes).
- Bottom callout: 'Reset the permissions' (points to the 'Reset to:' radio button).

Replace User

- **Replace a user with a new user in the permission lists of an item and all items**

Replace User for: Enterprise

Current User: imandrake

New User: isuplin

Permission Actions:

- Replace occurrences as owner/ownergroup
- Replace occurrences in ACL list

Permissions:

- Leave unchanged
- Reset to:

- See
- See Contents
- Modify
 - Edit Attributes
- Add Items
- Reserve
- Delete Versions
- Delete
- Edit Permissions

Apply To: This Item & Sub-Items

Replace User

OPENTEXT | Content Server

Replace User for sub-items

Number of Items:	8
Updated:	1
Skipped:	7
Status:	Done

OK

Select the two users. You can even select a deleted user as current user

Replace owners and/or ACL

Permissions Search

Permissions Search in Enterprise

User or Group:	<input type="radio"/> Owner <input type="radio"/> No Owner <input type="radio"/> Owner Group <input type="radio"/> No Owner Group <input type="radio"/> Public Access <input type="radio"/> No Public Access <input checked="" type="radio"/> User or Group: "Suplin, Ingrid (isuplin)"
Search For:	<input checked="" type="checkbox"/> Occurrences as Owner/Owner Group <input checked="" type="checkbox"/> Occurrences in ACL List <input type="checkbox"/> Effective Permissions (includes Owner/Owner Group and ACL search)
Permissions:	<input type="radio"/> Any <input checked="" type="radio"/> At least <input type="radio"/> Exact <input type="radio"/> At most <input type="radio"/> Not <input checked="" type="checkbox"/> See <input checked="" type="checkbox"/> See Contents <input checked="" type="checkbox"/> Modify <input type="checkbox"/> Edit Attributes <input type="checkbox"/> Add Items <i>This option will be ignored for items such as Documents which do not use 'Add Items' permissions</i> <input type="checkbox"/> Reserve <i>This option will be ignored for items such as Shortcuts which do not use 'Reserve' permissions</i> <input type="checkbox"/> Delete Versions <i>This option will be ignored for items such as Shortcuts which do not use 'Delete Versions' permissions</i> <input type="checkbox"/> Delete <input type="checkbox"/> Edit Permissions
Include:	All Types ----- Documents Folders Tasks
Item Limit:	20
Display Options:	Displayed: <input checked="" type="radio"/> Filtered permissions (shows only permissions for the selected user/group) <input type="radio"/> Complete permissions
	Sort By: Location Ascending

Search for Owner, Owner Group, Public Access or specific Users or Groups

Specify the detailed permission conditions

Specify which item types should be searched and how the results should be displayed

Configuration

- **System Administration page and Usage Privileges to enable/disable features**

Permissions Manager Settings	
Enable Permissions Manager:	<input checked="" type="radio"/> True <input type="radio"/> False <i>Enable or disable the Permissions Manager base functionality</i>
Enable Copy Permissions:	<input checked="" type="radio"/> True <input type="radio"/> False <i>Enable or disable the Copy Permissions function</i>
Enable Replace User:	<input checked="" type="radio"/> True <input type="radio"/> False <i>Enable or disable the Replace User function</i>
Enable Permissions Search:	<input checked="" type="radio"/> True <input type="radio"/> False <i>Enable Or Disable The Permissions Search Function</i>
Show Permissions to Readers:	<input checked="" type="radio"/> True <input type="radio"/> False <i>Allow readers to see permissions settings on the permission overview page</i>
RM "Official" Item permission updates:	<input checked="" type="radio"/> Ignore Official flag <input type="radio"/> Require confirmation <input type="radio"/> Restrict updating <i>Specify the permission rules for Official Items</i>

Permissions Management	Permissions Manager	Unrestricted	Restrict
Permissions Management	Permissions Filter	Unrestricted	Restrict
Permissions Management	Effective Permissions	Unrestricted	Restrict
Permissions Management	Edit Permissions	Unrestricted	Restrict
Permissions Management	Copy Permissions	Unrestricted	Restrict
Permissions Management	Permissions Search	Unrestricted	Restrict
Permissions Management	View/Edit Brava Permissions	Unrestricted	Restrict
Permissions Management	Edit Groups	Unrestricted	Restrict
Permissions Management	Compare/Copy Groups	Unrestricted	Restrict
Permissions Management	Replace User	Unrestricted	Restrict

Copy & Compare Group Membership

- Compare and copy group membership between users

The screenshot displays the 'Compare Groups' interface. At the top, there are two search fields: the left one contains 'Bloggs, Joe' and the right one contains 'Sackville, Damien'. Below these are two columns of group lists. The left column lists 'DefaultGroup' (twice), 'Webmasters Asia', and 'Webmasters North America'. The right column lists 'DefaultGroup' (twice) and 'Webmasters Europe'. Each group entry includes an icon, a name, and 'Edit Group' and 'Leave Group' links. At the bottom, there are 'Copy Groups' buttons for both columns and a 'Done' button.

"Bloggs, Joe"		"Sackville, Damien"	
<input type="checkbox"/> Group		<input type="checkbox"/> Group	
DefaultGroup		DefaultGroup	
DefaultGroup	Edit Group Leave Group	DefaultGroup	Edit Group Leave Group
<input type="checkbox"/> Webmasters Asia	Edit Group Leave Group	<input type="checkbox"/> Webmasters Europe	Edit Group Leave Group
<input type="checkbox"/> Webmasters North America	Edit Group Leave Group		
Copy Groups		Copy Groups	
<input type="button" value="Done"/>			

Permissions Manager – Why?

- **Having a solid permissions model and the tools to manage it helps to be compliant**
- **Lowers the impact on support organisation**
- **Reduces the time involved in permissions and groups management**
- **Great usability improvement**
- **Extendable, can be tailored to specific needs**

Are you successfully managing permissions?

I have a clear overview of the permissions in my folder structure!

I'm in control of my permissions again!

Finally I can get a read only view of how permissions are set!

I can easily copy permissions to a selectable set of items!

I can edit the permissions for a set of users in a single page!

I can replace an old user with a new user in the permission lists!

I can see which permissions a specific user has in my folder structure!

I can easily navigate through my group hierarchy!

Fastman Consulting and Solutions

Permission Manager for Next
Content Server™



FastMan
Consulting and Solutions

Fastman – Contact Us



sales@fastman.net.au



www.fastman.net.au



@FastmanCS



+61 3 9274 3900

 **FastMan**
Consulting and Solutions